

## Add a Page

I often prefer to add a page rather than uploading a file, because pages open faster than files do.

If I want to communicate just a few quick instructions, I use a label. If I want to give longer instructions, I add a page.

To add a page,

1. First turn editing on.
2. Click Add an activity or resource.
3. Select Page and then click Add.

**General**

**Name\*** Enter the title you want to have on the main page








**Description\*** Show editing tools

Briefly describe the purpose of the page. Many people simply repeat the title here.

Display   
description on  
course page [?](#)

**Content**

**Page content\***

Font family    Font size    Paragraph          

**B** *I* U ABC x<sub>2</sub> x<sup>2</sup>    